

NetTutor Directions

NEW NETTUTOR ACCOUNT REGISTRATION

Please fill out all fields. Your username must contain a minimum of 8 characters. Once you click the 'Create a NetTutor Account' button, we will send you an email containing your password. If you do not see this email, check your SPAM and/or Junk mail folders. If you are still unable to locate the email, please contact our support team.

USERNAME

NAME

EMAIL

CREATE MY ACCOUNT

WELCOME TO NETTUTOR®

Connect. Engage. Learn.

SIGN INTO NETTUTOR

SIGN IN

Forgot your password?

NEW STUDENT? REGISTER HERE.

1. Go to <https://www.nettutor.com/umsearlycollege>
2. Create a username, enter your first name & last name, and your email address. Click the "Create my Account" button. A password will be sent to your email address.
3. Then go back to <https://www.nettutor.com> and log into your account.
4. Read through the End User License Agreement. If you agree to the terms, click the "Accept and Continue" button.
5. Select the subject for which you want tutoring and then follow the directions from there.

Subjects Available for Tutoring

Please Select a Group to Receive Tutoring in That Area

Accounting >

Anatomy and Physiology >

Anthropology >

Astronomy >

Biology >

Business

Chemistry

Child Development

Communications and Speech

Computer Science and IT

Criminology

Economics

English and Literature

Finance

French

FYE & College Student Success

Geology

German

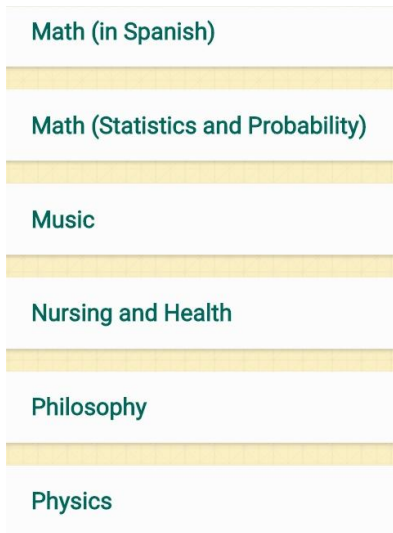
History

Italian

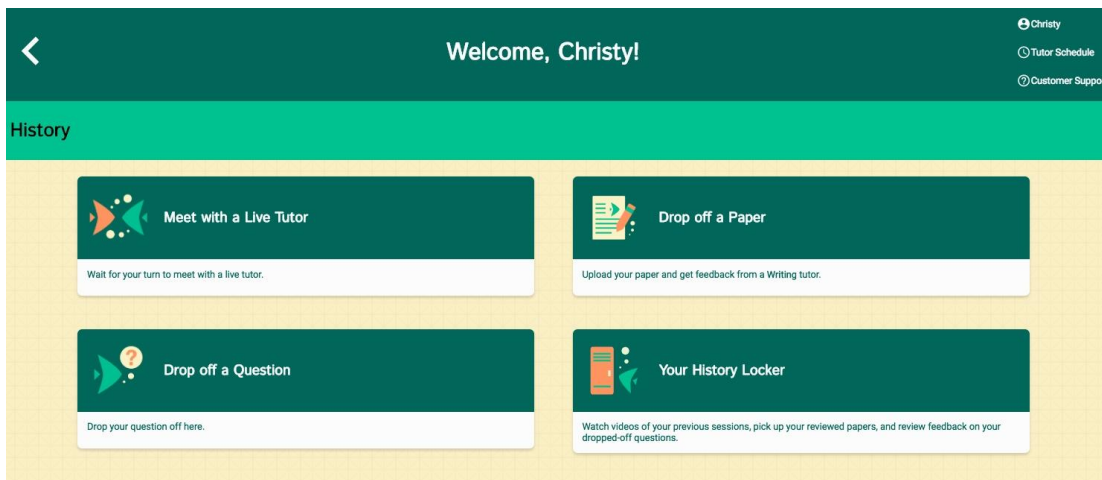

Logic

Math (Algebra, Basic Math, and Pre-Calculus)

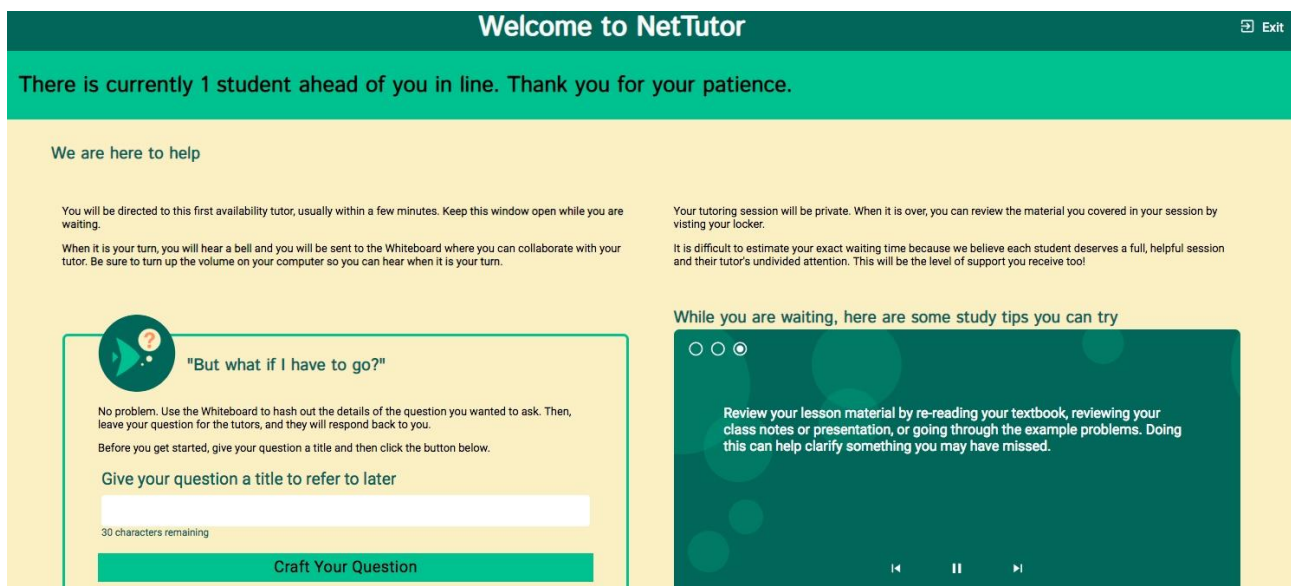
Math (Calculus and Above)



Click on any subject and you will see the screen below.



Meet with a Live Tutor Screen



Drop Off a Paper Screen

Basic Information Format File

Paper Name
Give your paper a title so you can refer to it later.
100 characters remaining

Tell us about your assignment and how we can help
Describe your paper and any special instructions for the tutor.
300 characters remaining

English is not my first language.

> Next

Drop off a Question Screen

History

Meet with a Live Tutor
Wait for your turn to meet with a live tutor.

Drop off a Question
Drop your question off here.

Drop off a Question
If there is no live tutor available or you cannot spend time with a live tutor, drop off your question for feedback.
After you enter a title, you will be given space to enter your question. Be sure to share as much detail as you can about where you need help.
Give your question a title to refer to later
30 characters remaining
Proceed To Question Entry Cancel

Your Subject Locker: Contains Students Tutoring Lessons

All your History Materials in One Place

Live Tutoring Session History
View videos and download PDF files of your live sessions.

Paper Feedback
0 papers submitted
0 papers returned with feedback

Question Feedback
0 questions submitted
0 questions returned with feedback